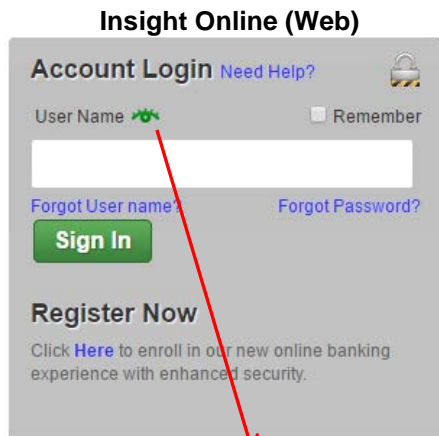


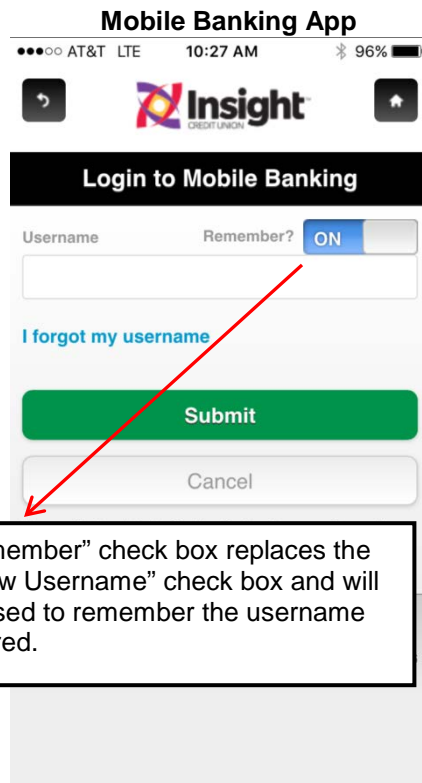
New Insight Online & Mobile Banking Features

Show/Hide User Name

We've updated the user interface to use an "Eye Icon" to show the current status (Gray/Green). Show or hide the Username typed in the login user name field. The color of the icon will change to green to indicate the user name is in show status and will change to gray to indicate the hide status.



Eye Icon – To show or fully mask username being typed-in.



"Remember" check box replaces the "Show Username" check box and will be used to remember the username entered.

Remember Username

The Remember Username feature provides the ability to remember the login user name on Insight Online and the Mobile Banking App.

Quick Balance

The new Quick Balance feature provides the ability for members to view account balances and last few transactions in their accounts on their Mobile App without logging in.

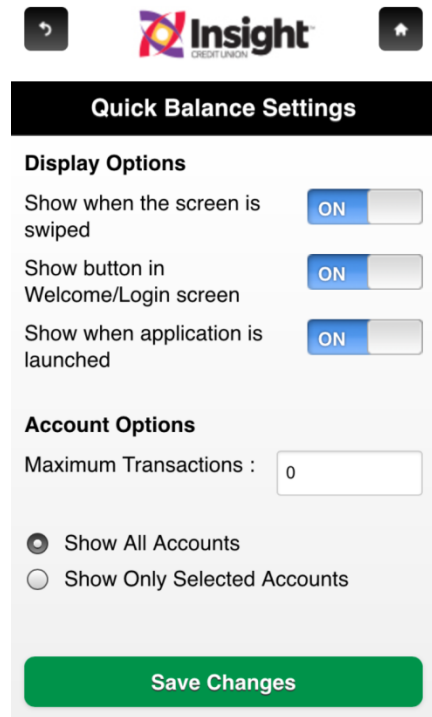
●●● AT&T LTE 8:35 PM 92%



After registering their mobile application device as personal and enabling it for Quick Balance, users can view their Quick Balance on startup of the Mobile Banking App, by clicking on the button displayed on their home/login page or by swiping their Mobile Banking App screen from right to left.

Users can also opt to view balances of all their account or specific accounts and specify the number of transactions to display to them.

◀ Back to App Store 8:34 PM 92%



Device Registration

Users now have the ability to register and name the Web Browser and Mobile Apps used with a user friendly name. These devices can be registered as a personal or public device, and the default name provided by the system can be changed by the user during registration, login and in account setting screens of Insight Online and Mobile Banking.

The following Auto Register Device Alert will display prior to registering the device for the first time.

